



Richard "Ike" Stage
Mayor

GROVE CITY DIVISION OF POLICE

2008 COMMUNITY SURVEY RESULTS



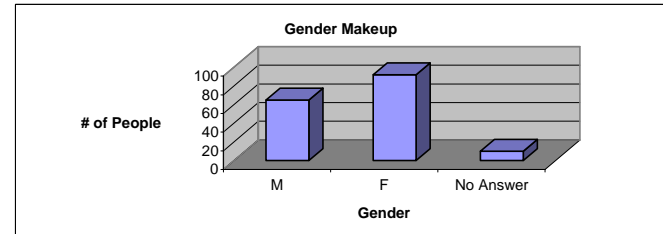
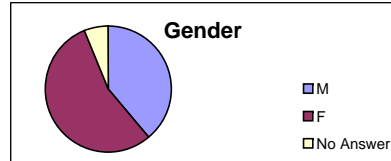
G. Joseph Wise
Chief

GENERAL QUESTIONS

#1

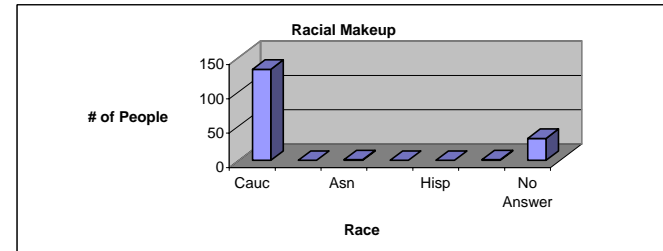
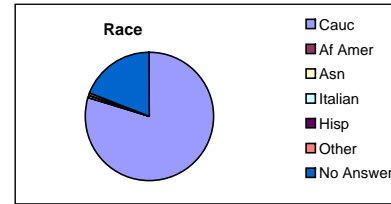
Sex:

M	65	38.9%
F	92	55.1%
No Answer	10	6.0%
Total	167	



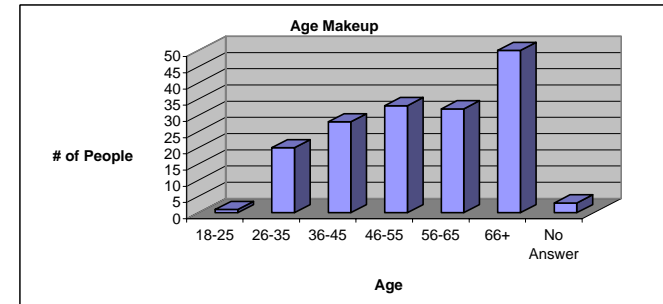
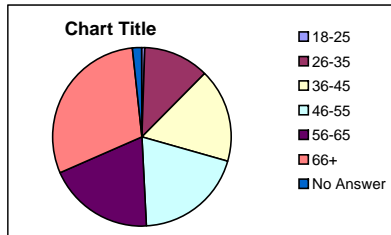
Race:

Cauc	133	79.6%
Af Amer	0	0.0%
Asn	1	0.6%
Italian	0	0.0%
Hisp	0	0.0%
Other	1	0.6%
No Answer	32	19.2%
Total	167	



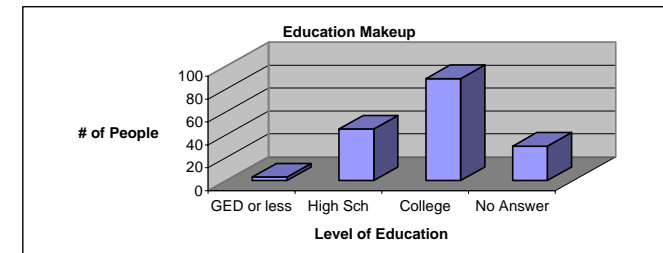
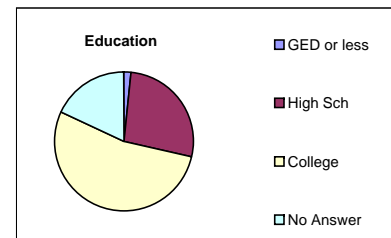
Age:

18-25	1	0.6%
26-35	20	12.0%
36-45	28	16.8%
46-55	33	19.8%
56-65	32	19.2%
66+	50	29.9%
No Answer	3	1.8%
Total	167	



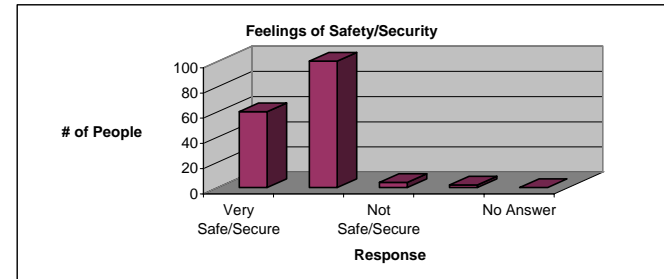
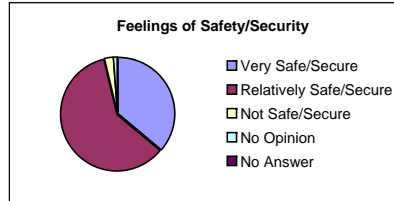
Education:

GED or less	3	1.8%
High Sch	45	26.9%
College	89	53.3%
No Answer	30	18.0%
Total	167	



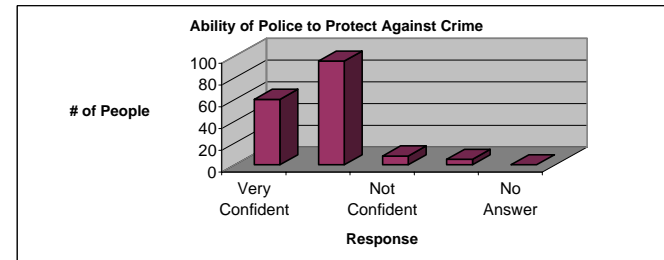
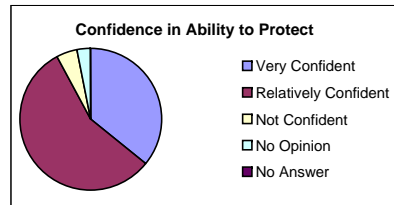
2 How do you feel about the level of safety/security in the Grove City Community?

Very Safe/Secure	60	36.1%
Relatively Safe/Secure	100	60.2%
Not Safe/Secure	4	2.4%
No Opinion	2	1.2%
No Answer	0	0.0%
Total	166	



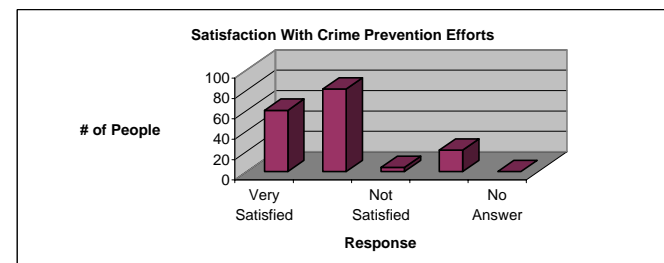
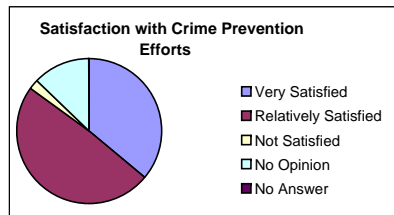
3 How confident are you in the ability of the police to protect you/your property from crime?

Very Confident	60	35.7%
Relatively Confident	95	56.5%
Not Confident	8	4.8%
No Opinion	5	3.0%
No Answer	0	0.0%
Total	168	



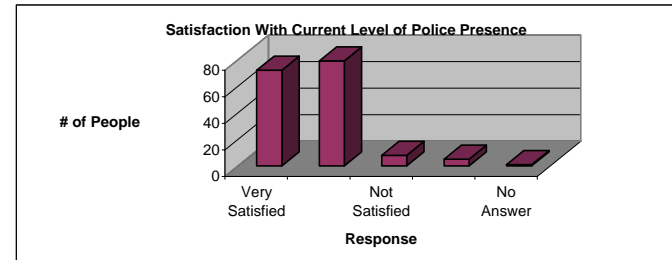
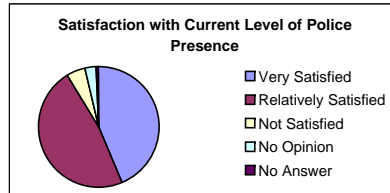
4 How satisfied are you with the Crime Prevention efforts of the police department?

Very Satisfied	60	36.1%
Relatively Satisfied	81	48.8%
Not Satisfied	4	2.4%
No Opinion	21	12.7%
No Answer	0	0.0%
Total	166	



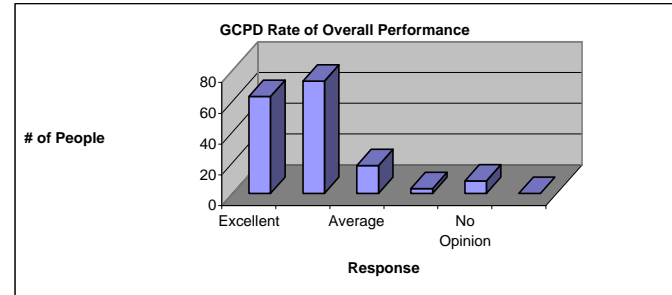
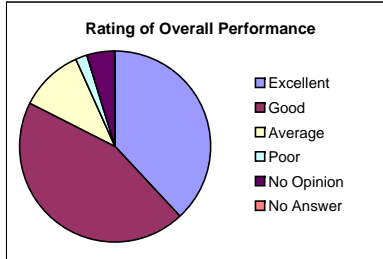
5 How satisfied are you with the current level of police presence in the community?

Very Satisfied	72	43.6%
Relatively Satisfied	79	47.9%
Not Satisfied	8	4.8%
No Opinion	5	3.0%
No Answer	1	0.6%
Total	165	



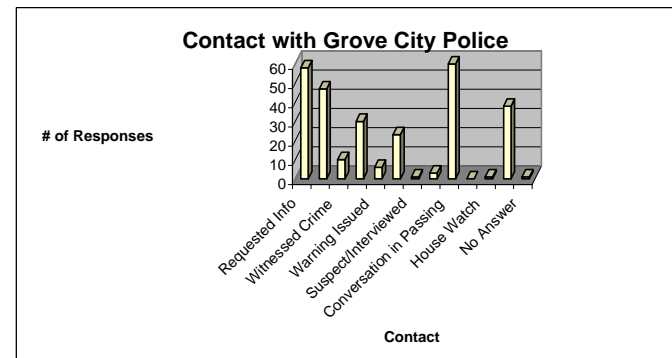
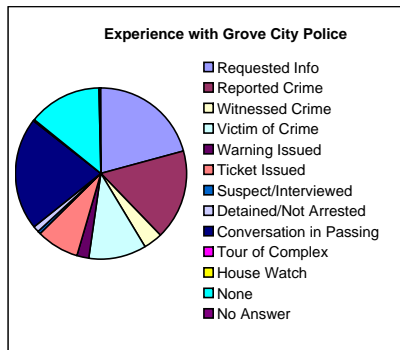
6 How would you rate the Grove City Police Department's Overall Performance?

Excellent	63	38.2%
Good	73	44.2%
Average	18	10.9%
Poor	3	1.8%
No Opinion	8	4.8%
No Answer	0	0.0%
Total	165	



7 What experiences with Grove City Police Personnel have you had?

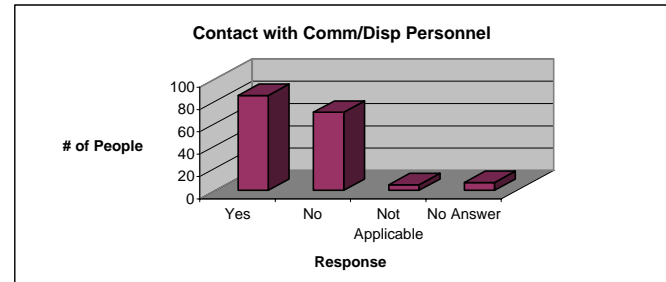
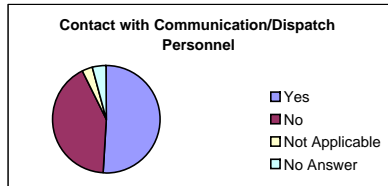
Requested Info	58	20.9%
Reported Crime	47	16.9%
Witnessed Crime	10	3.6%
Victim of Crime	30	10.8%
Warning Issued	6	2.2%
Ticket Issued	23	8.3%
Suspect/Interviewed	1	0.4%
Detained/Not Arrested	3	1.1%
Conversation in Passing	60	21.6%
Tour of Complex	0	0.0%
House Watch	1	0.4%
None	38	13.7%
No Answer	1	0.4%
Total	278	



COMMUNICATIONS/DISPATCH PERSONNEL

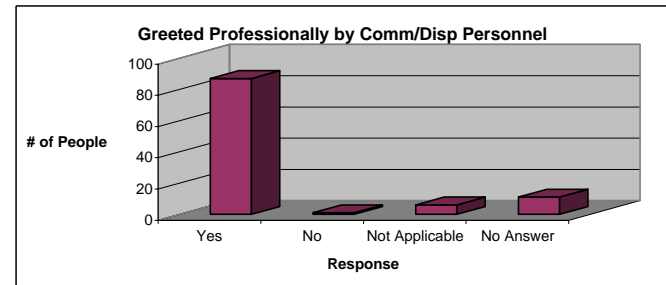
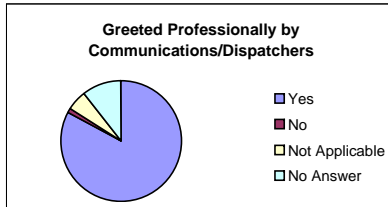
1 Have you ever had contact with Communications/Dispatching Personnel?

Yes	85	50.9%
No	70	41.9%
Not Applicable	5	3.0%
No Answer	7	4.2%
	167	



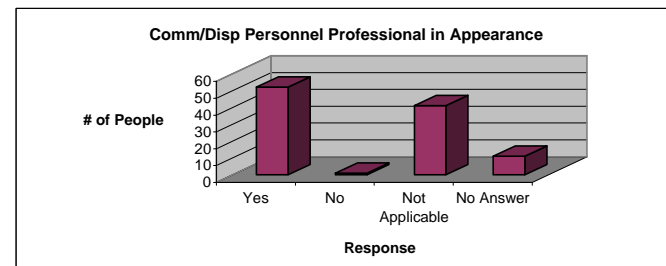
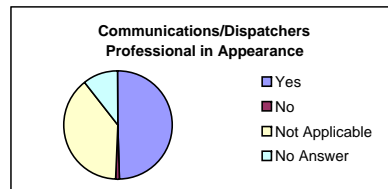
2 If so, were you greeted professionally, either by phone or in person?

Yes	87	82.9%
No	1	1.0%
Not Applicable	6	5.7%
No Answer	11	10.5%
	105	



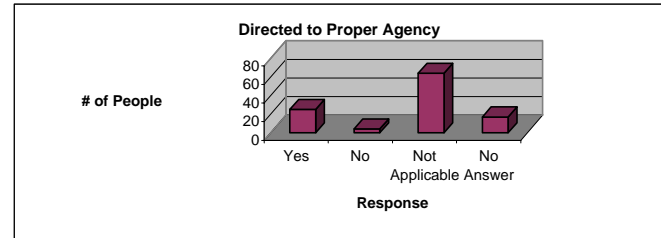
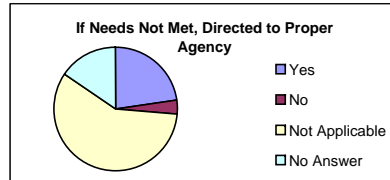
3 Were communications personnel professional in their appearance?

Yes	52	49.5%
No	1	1.0%
Not Applicable	41	39.0%
No Answer	11	10.5%
	105	



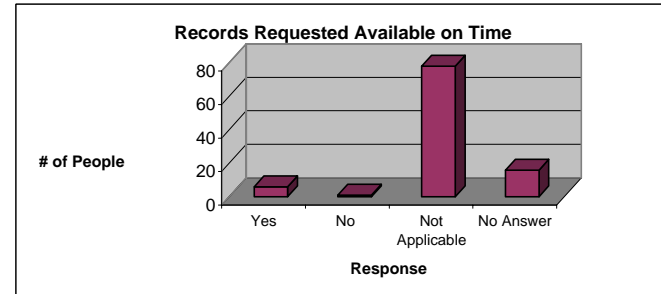
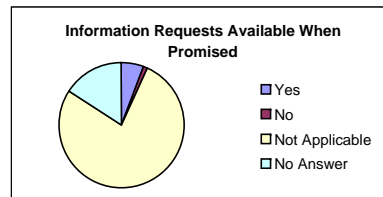
4 If your needs could not be met by our agency, were you directed to the proper agency?

Yes	25	22.7%
No	4	3.6%
Not Applicable	64	58.2%
No Answer	17	15.5%
	110	



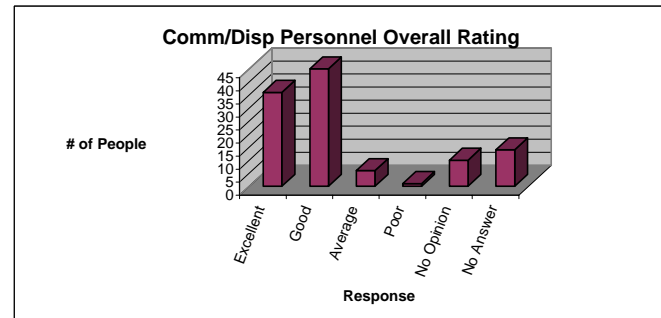
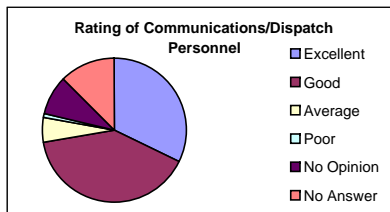
5 If you made a request for records information, was your request ready in the time promised?

Yes	6	5.9%
No	1	1.0%
Not Applicable	78	77.2%
No Answer	16	15.8%
	101	



6 How would you rate your overall contact with Communications/Dispatch Personnel?

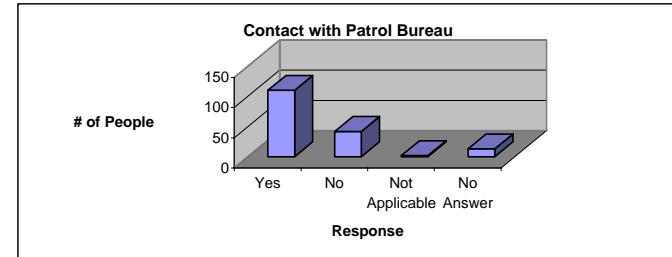
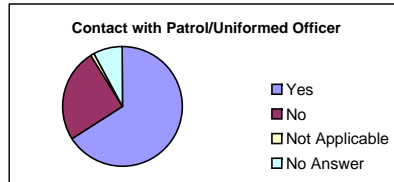
Excellent	36	32.1%
Good	45	40.2%
Average	6	5.4%
Poor	1	0.9%
No Opinion	10	8.9%
No Answer	14	12.5%
	110	



PATROL OPERATIONS

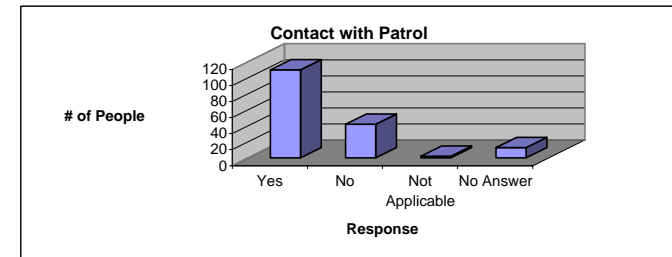
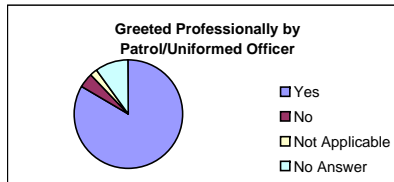
#1 Have you ever had contact with a Patrol/Uniformed Police Officer?

Yes	110	65.9%
No	42	25.1%
Not Applicable	2	1.2%
No Answer	13	7.8%
	167	



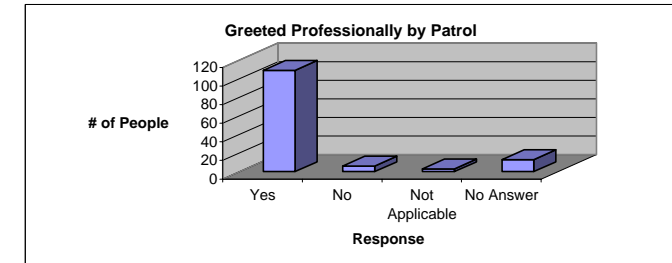
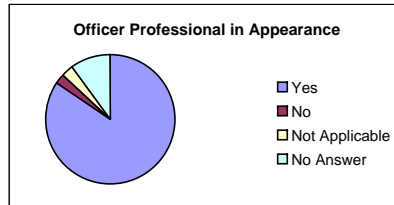
2 Were you greeted professionally by patrol/uniformed officer?

Yes	109	83.2%
No	6	4.6%
Not Applicable	3	2.3%
No Answer	13	9.9%
	131	



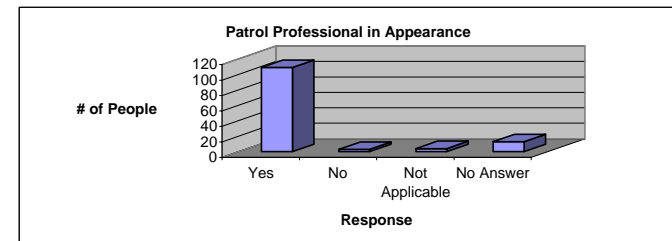
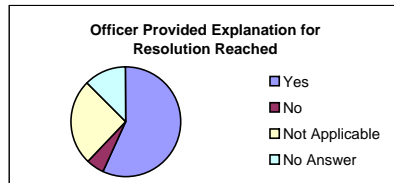
3 Was the officer professional in his/her appearance?

Yes	109	84.5%
No	3	2.3%
Not Applicable	4	3.1%
No Answer	13	10.1%
	129	



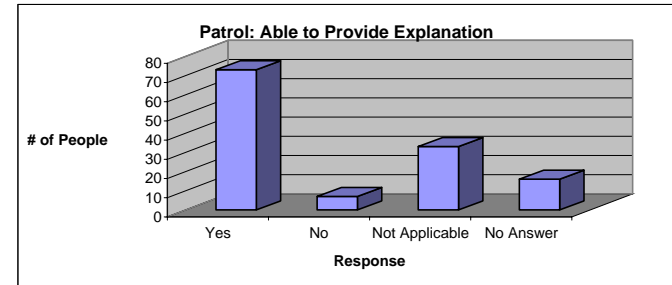
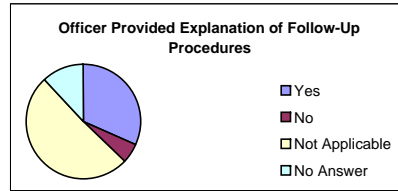
4 Was the officer able to provide an explanation for any resolution that was reached?

Yes	73	56.6%
No	7	5.4%
Not Applicable	33	25.6%
No Answer	16	12.4%
	129	



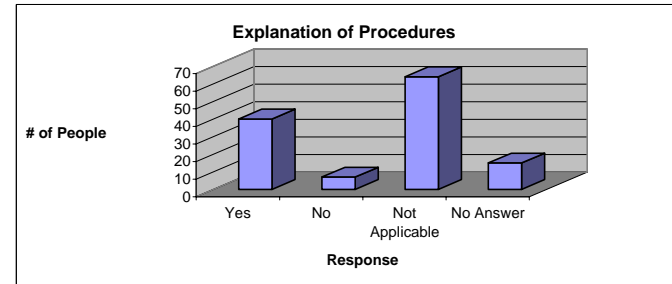
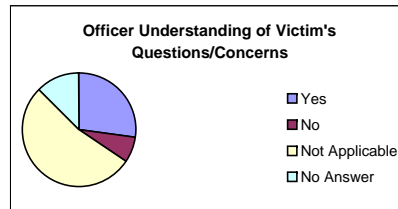
5 **If your problem was unable to be resolved immediately, did the officer explain any procedures that would be followed in your case, such as a detective follow-up, court, etc.?**

Yes	40	31.7%
No	7	5.6%
Not Applicable	64	50.8%
No Answer	15	11.9%
	126	



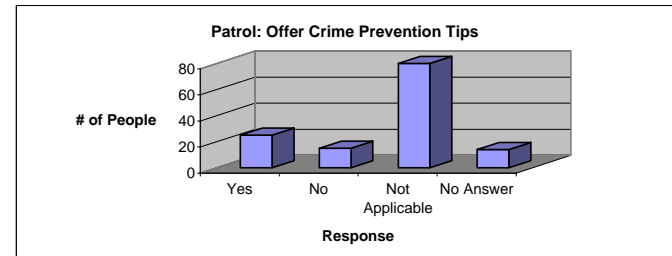
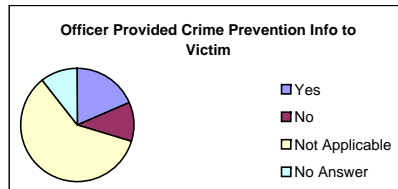
6 **If you were the victim of a crime, was the officer(s) understanding regarding any questions or concerns you may have had?**

Yes	35	27.3%
No	9	7.0%
Not Applicable	68	53.1%
No Answer	16	12.5%
	128	



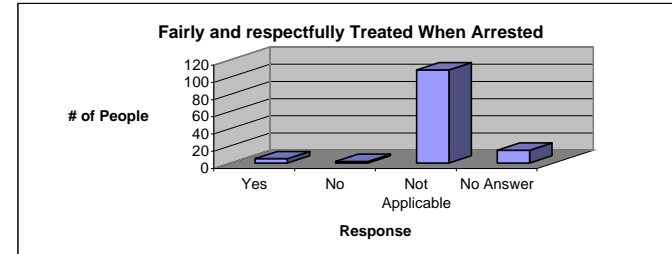

7 **If you were the victim of a crime, did the officer(s) offer any crime prevention suggestions for yourself or your property?**

Yes	25	18.7%
No	15	11.2%
Not Applicable	80	59.7%
No Answer	14	10.4%
	134	



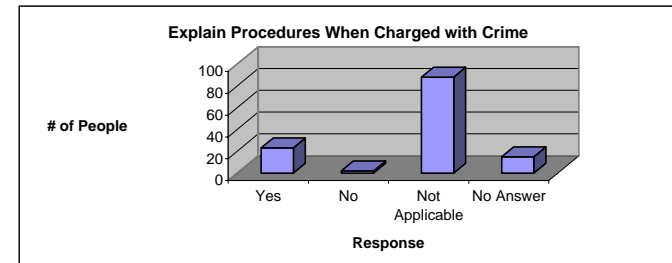
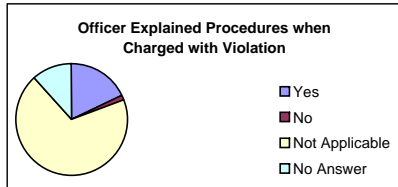
8 If you were arrested, were you treated fairly and with respect?

Yes	5	3.8%
No	2	1.5%
Not Applicable	108	83.1%
No Answer	15	11.5%
	130	



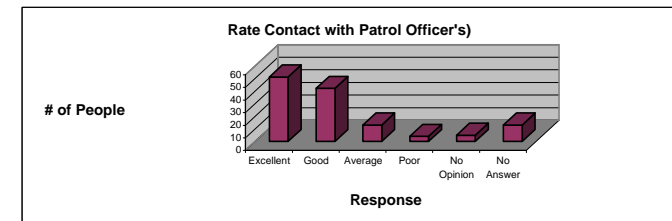
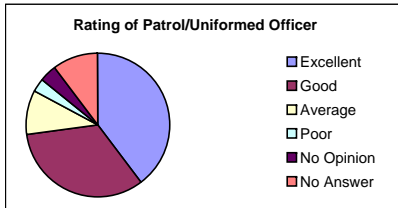
9 If you were charged with a violation (criminal or traffic) did the officer explain the procedures you would have to follow to take care of the violation?

Yes	23	18.0%
No	2	1.6%
Not Applicable	88	68.8%
No Answer	15	11.7%
	128	



10 How would you rate your contact with Patrol/Uniformed Police Officer(s)?

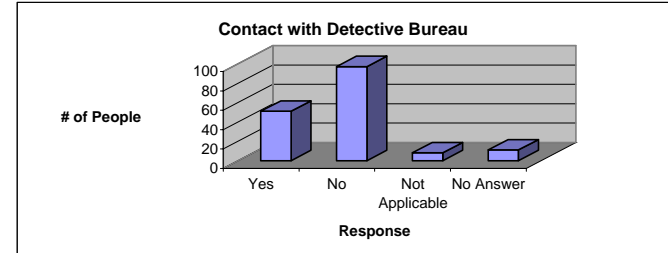
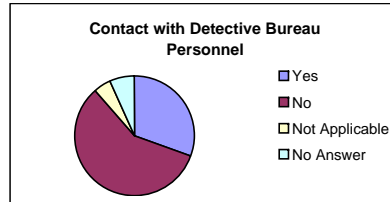
Excellent	51	39.8%
Good	42	32.8%
Average	13	10.2%
Poor	4	3.1%
No Opinion	5	3.9%
No Answer	13	10.2%
	128	



INVESTIGATIVE OPERATIONS

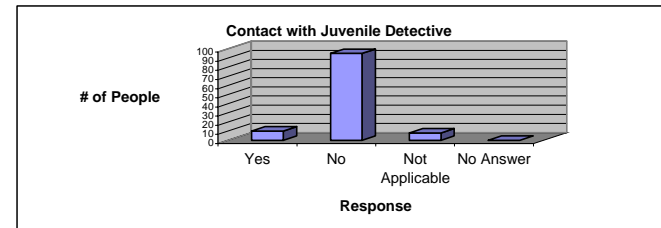
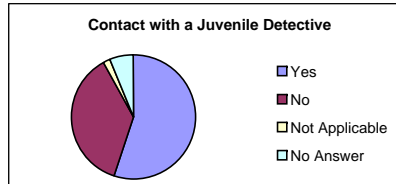
#1 Have you ever had contact with a Detective?

Yes	51	30.5%
No	97	58.1%
Not Applicable	8	4.8%
No Answer	11	6.6%
	167	



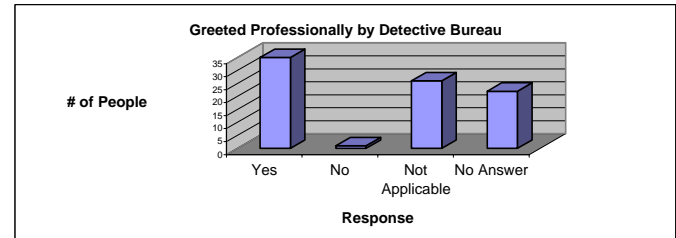
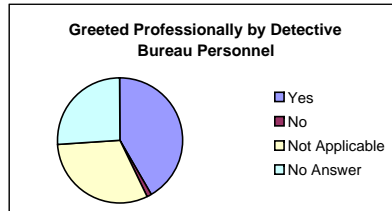
#2 Have you ever had contact with a Juvenile Detective?

Yes	10	10.8%
No	102	109.7%
Not Applicable	16	17.2%
No Answer	21	23%
	149	



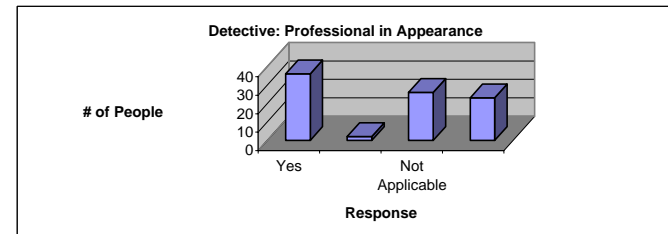
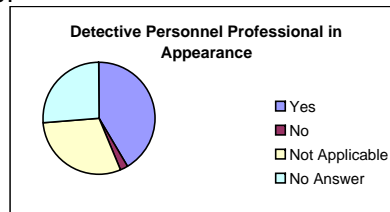
#3 Were you greeted professionally?

Yes	35	41.7%
No	1	1.2%
Not Applicable	26	31.0%
No Answer	22	26.2%
	84	



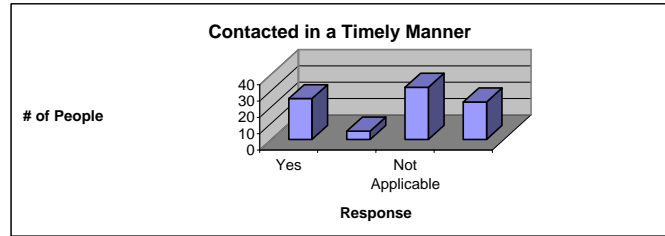
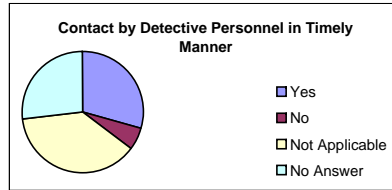
#4 Was the detective professional in his/her appearance?

Yes	36	41.4%
No	2	2.3%
Not Applicable	26	29.9%
No Answer	23	26.4%
	87	



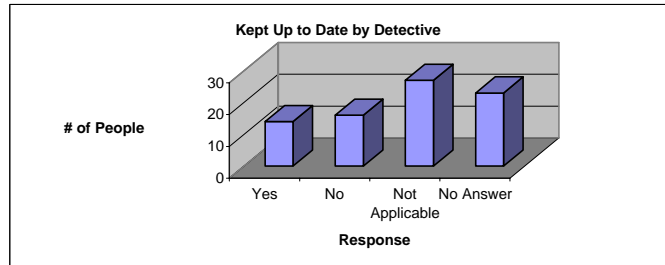
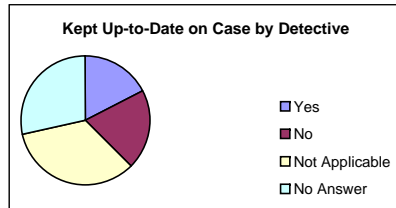
#5 Were you contacted in a timely manner by the Detective assigned to your case?

Yes	25	29.4%
No	5	5.9%
Not Applicable	32	37.6%
No Answer	23	27.1%
	85	



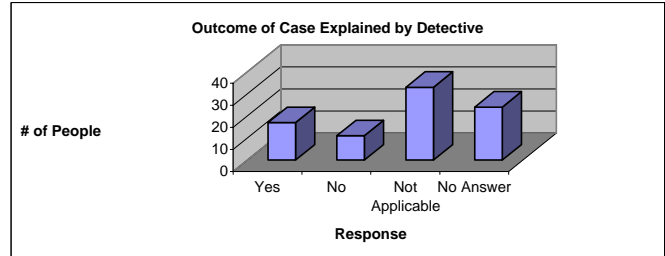
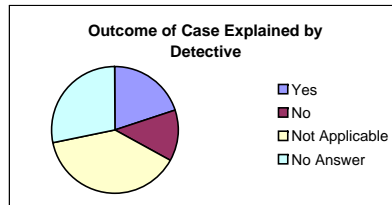
#6 Were you kept up to date on the progress of the investigation of your case?

Yes	14	17.5%
No	16	20.0%
Not Applicable	27	33.8%
No Answer	23	28.8%
	80	



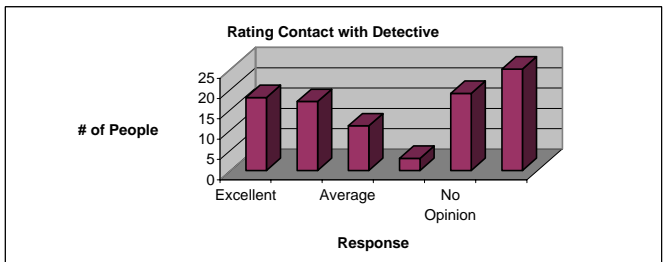
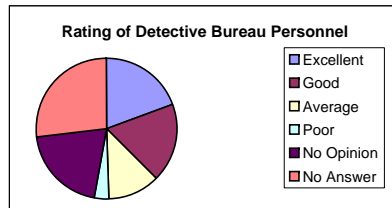
#7 Was the outcome of the case explained to you by the detective assigned to your case?

Yes	17	20.0%
No	11	12.9%
Not Applicable	33	38.8%
No Answer	24	28.2%
	85	



#8 How would you rate your contact with the Detective?

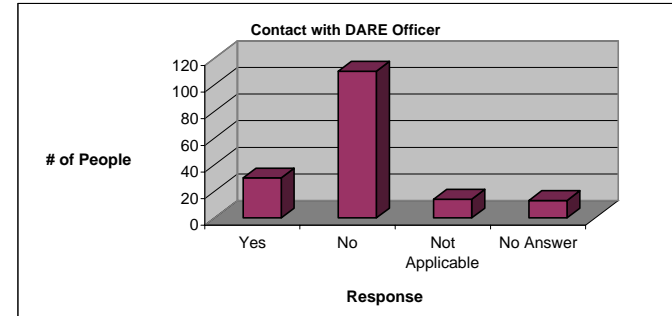
Excellent	18	19.4%
Good	17	18.3%
Average	11	11.8%
Poor	3	3.2%
No Opinion	19	20.4%
No Answer	25	26.9%
	93	



YOUTH SERVICES OPERATIONS

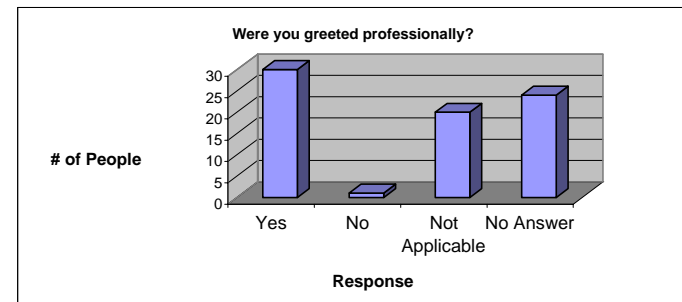
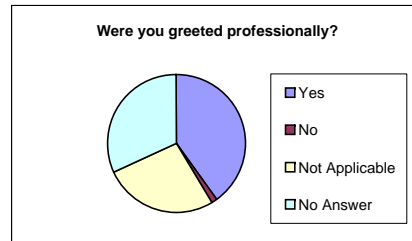
#1 Have you ever had contact with a DARE Officer?

Yes	30	32.3%
No	110	118.3%
Not Applicable	14	15.1%
No Answer	13	14.0%
	167	



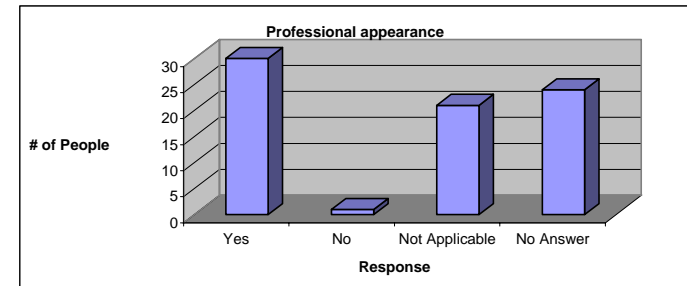
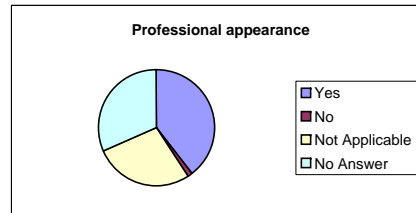
#2 If so, were you greeted professionally?

Yes	30	32.3%
No	1	1.1%
Not Applicable	20	21.5%
No Answer	24	25.8%
	75	



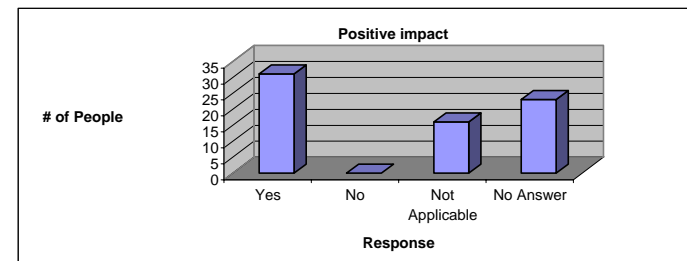
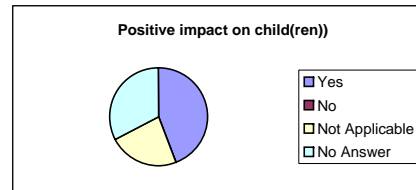
#3 Was the Officer professional in his/her appearance?

Yes	30	32.3%
No	1	1.1%
Not Applicable	21	22.6%
No Answer	24	25.8%
	76	



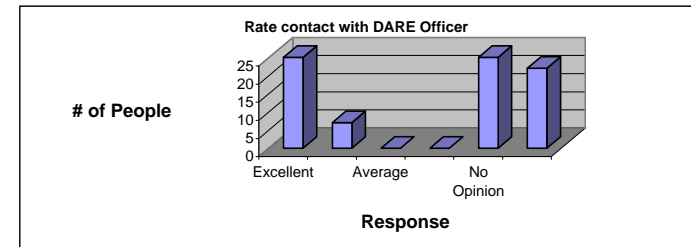
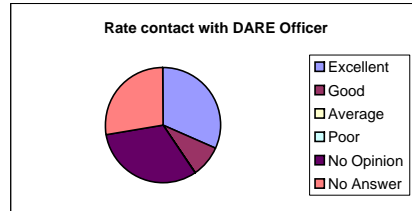
#4 Do you think the DARE Officer has a positive impact on your child(ren)?

Yes	31	33.3%
No	0	0.0%
Not Applicable	16	17.2%
No Answer	23	24.7%
	70	



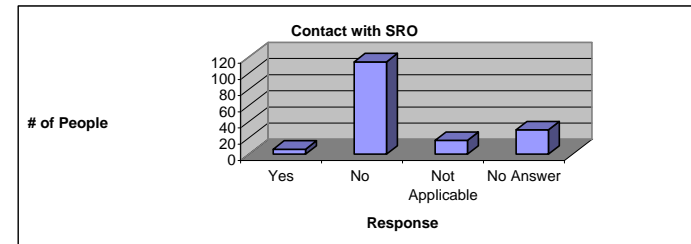
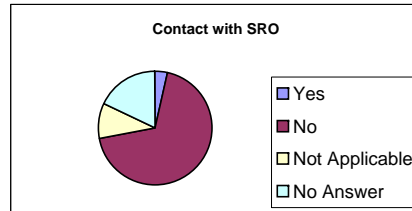
#5 How would you rate your contact with the DARE Officer?

Excellent	25	26.9%
Good	7	7.5%
Average	0	0.0%
Poor	0	0.0%
No Opinion	25	26.9%
No Answer	22	23.7%
	79	



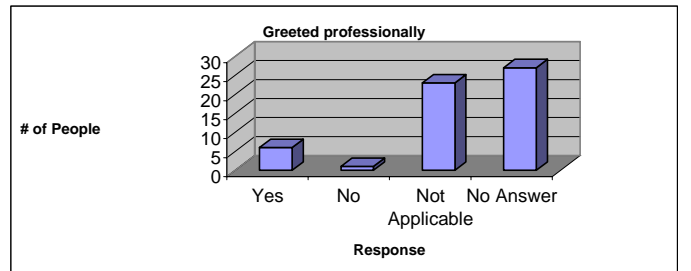
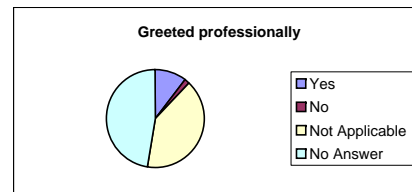
#6 Have you ever had contact with an SRO (School Resource Officer)?

Yes	6	6.5%
No	114	122.6%
Not Applicable	17	18.3%
No Answer	30	32.3%
	167	



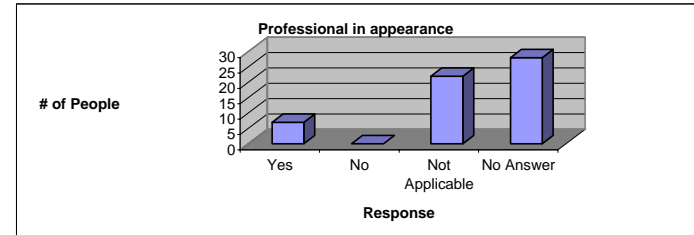
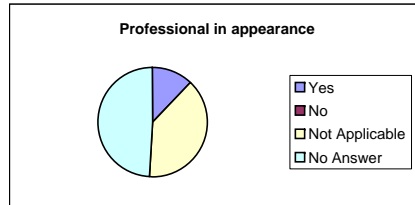
#7 If so, were you greeted professionally?

Yes	6	6.5%
No	1	1.1%
Not Applicable	23	24.7%
No Answer	27	29.0%
	57	



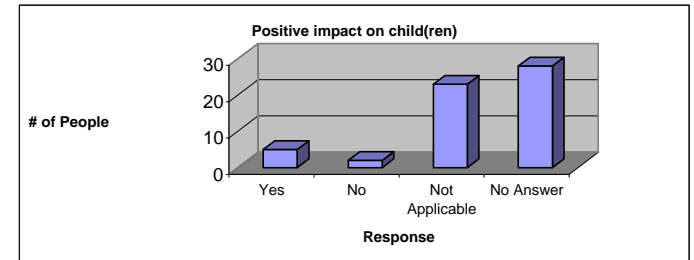
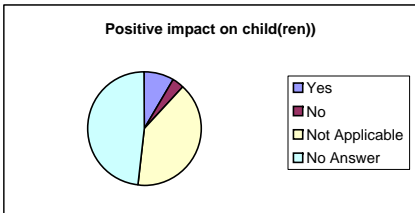
#8 Was the Officer professional in his/her appearance?

Yes	7	7.5%
No	0	0.0%
Not Applicable	22	23.7%
No Answer	28	6.0%
	57	



#9 Do you think the SRO had a positive impact on your child(ren)?

Yes	5	5.4%
No	2	2.2%
Not Applicable	23	24.7%
No Answer	28	30.1%
	58	



#10 How would you rate your contact with the SRO?

Excellent	3	3.2%
Good	3	3.2%
Average	0	0.0%
Poor	1	1.1%
No Opinion	22	23.7%
No Answer	31	33.3%
	60	

